



Franklin Elementary School





Family-School Relationships Survey
Spring 2017



Report created by
Panorama Education



Summary

Topic Description	Results	Benchmark
Academic Environment	93%	 Above average compared to others in your district
Communication	96%	 Average compared to others in your district
School Climate	92%	 Above average compared to others in your district
School Fit Families' perceptions of how well a school matches their child's developmental needs.	82%	 Above average compared to others in your district

96 family member responses

Academic Environment

Your average

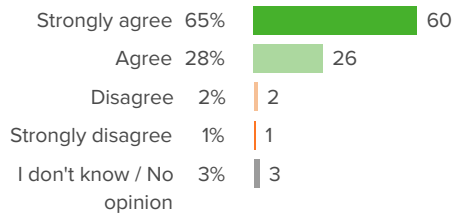
93%

96 responses

District average: **87%** Stratford

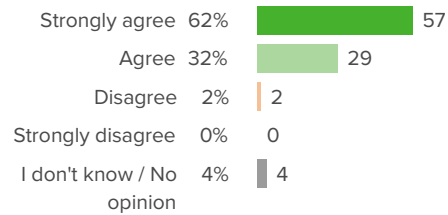
How did family members respond?

Q.1: My child is learning a lot in school this year.



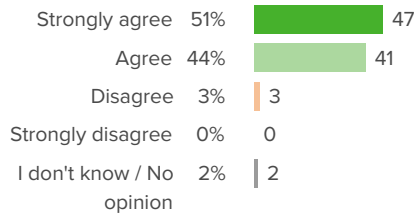
Favorable: **97%**

Q.2: This school is a good place to learn.



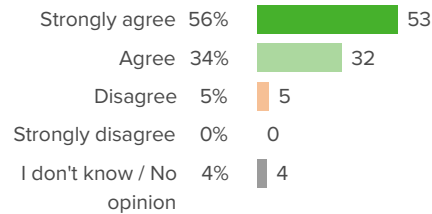
Favorable: **98%**

Q.3: My child receives the attention he/she needs in the classroom.



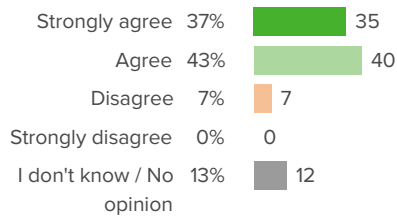
Favorable: **97%**

Q.4: My child can get the resources he/she needs to be successful.



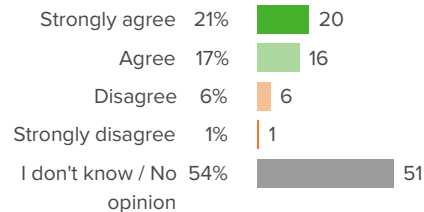
Favorable: **94%**

Q.5: My child is challenged to meet high expectations at this school.



Favorable: **91%**

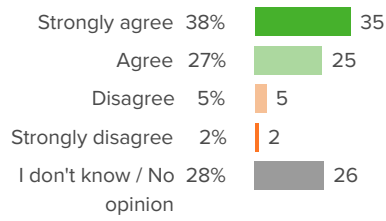
Q.6: This school provides students with helpful information about preparation for college or other career choices.



Favorable: **84%**



Q.7: My child has access to extra academic help outside the classroom when he/she needs it.



Favorable: **90%**

Communication

Your average

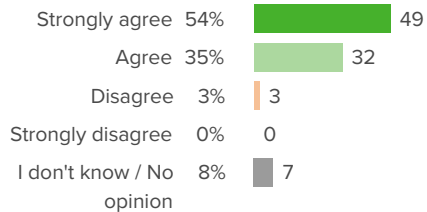
96%

96 responses

District average: **91%** Stratford

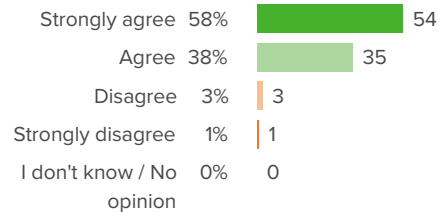
How did family members respond?

Q.1: I know how my child is doing in school before I get my child's report card.



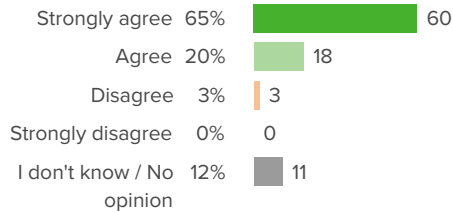
Favorable: **96%**

Q.2: I feel well-informed about what is going on at the school.



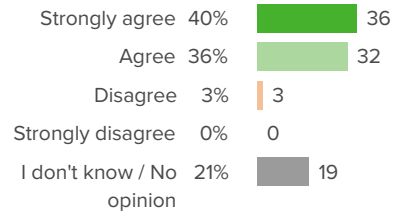
Favorable: **96%**

Q.3: The principal or assistant principal is available to parents and willing to listen.



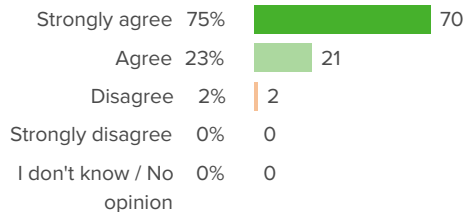
Favorable: **96%**

Q.4: Administrators take into account the feedback I give when making decisions.



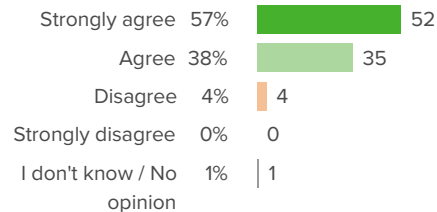
Favorable: **96%**

Q.5: I feel comfortable discussing my child's needs with teachers and staff.



Favorable: **98%**

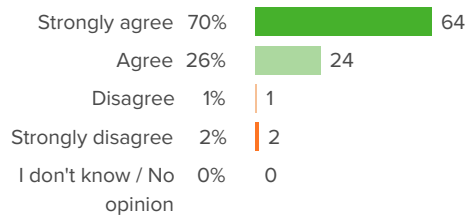
Q.6: The school clearly communicates its expectations for my child's learning to me.



Favorable: **96%**



Q.7: I talk with my child's teacher(s) about my child's schoolwork, challenges, and academic progress.



Favorable: **97%**

School Climate

Your average

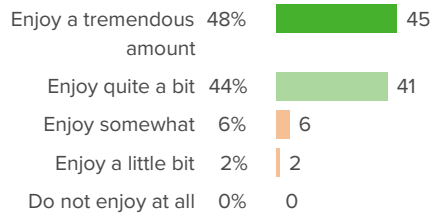
92%

96 responses

District average: **82%** Stratford

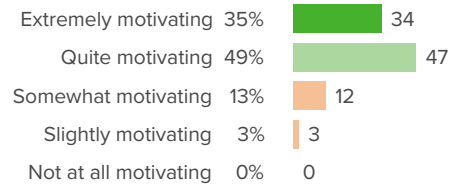
How did family members respond?

Q.1: To what extent do you think that children enjoy going to your child's school?



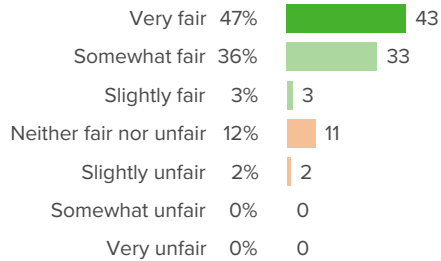
Favorable: **91%**

Q.2: How motivating are the classroom lessons at your child's school?



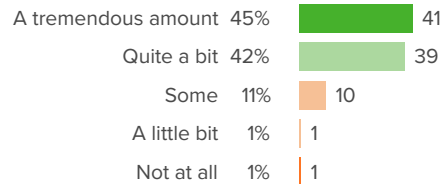
Favorable: **84%**

Q.3: How fair or unfair is the school's system of evaluating children?



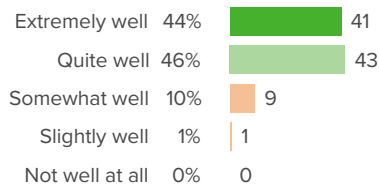
Favorable: **86%**

Q.4: How much does the school value the diversity of children's backgrounds?



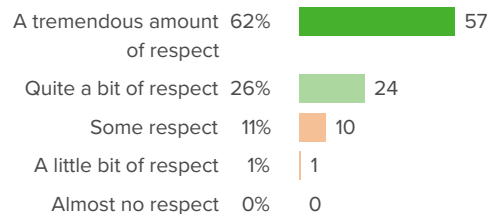
Favorable: **87%**

Q.5: How well do administrators at your child's school create a school environment that helps children learn?



Favorable: **89%**

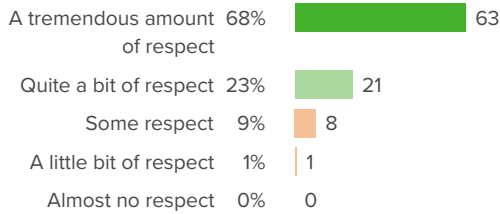
Q.6: Overall, how much respect do you think the children at your child's school have for the staff?



Favorable: **88%**

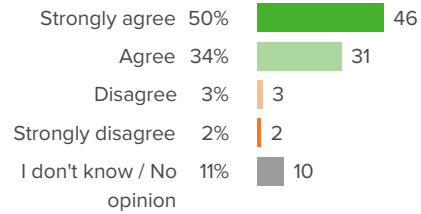


Q.7: Overall, how much respect do you think the teachers at your child's school have for the children?



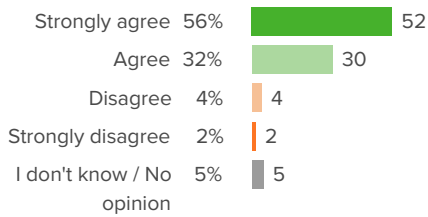
Favorable: **90%**

Q.8: Administrators have high expectations for students at this school.



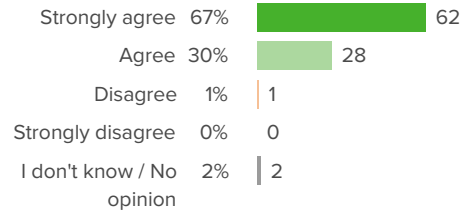
Favorable: **94%**

Q.9: I have opportunities for involvement at this school.



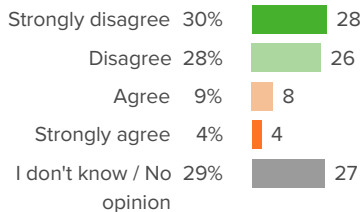
Favorable: **93%**

Q.10: The school is a safe place for my child.



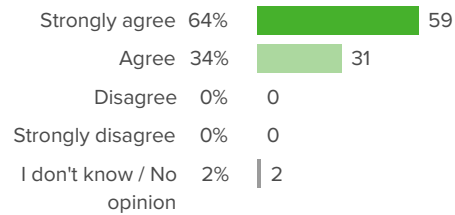
Favorable: **99%**

Q.11: Bullying is a problem at my child's school.



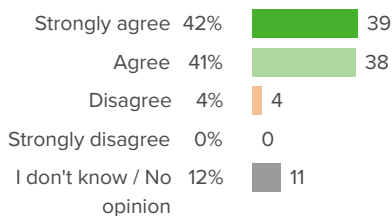
Favorable: **82%**

Q.12: The school environment is caring and supportive.



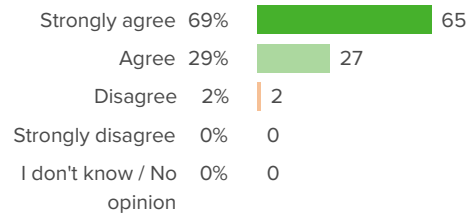
Favorable: **100%**

Q.13: Administrators deal with problems and conflicts fairly.



Favorable: **95%**

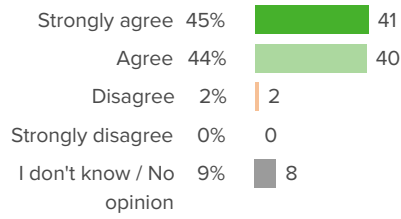
Q.14: I feel welcome at my child's school.



Favorable: **98%**

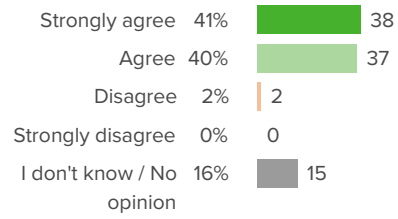


Q.15: The school promotes understanding among students from different backgrounds.



Favorable: **98%**

Q.16: My child's school provides opportunities for parents to serve as leaders.



Favorable: **97%**

School Fit

Your average

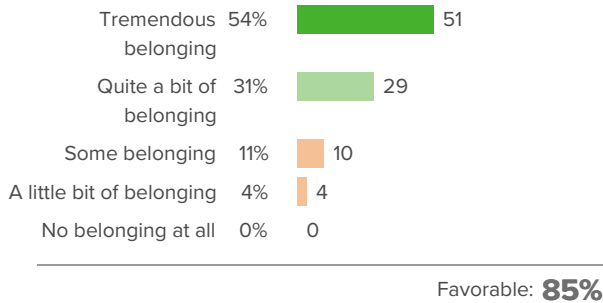
82%

96 responses

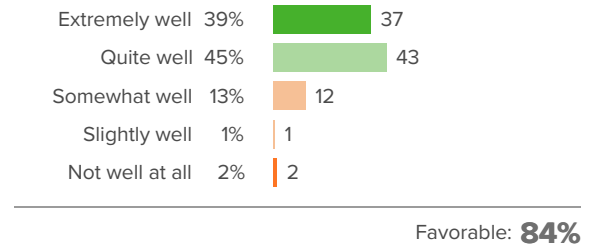
District average: **67%** Stratford

How did family members respond?

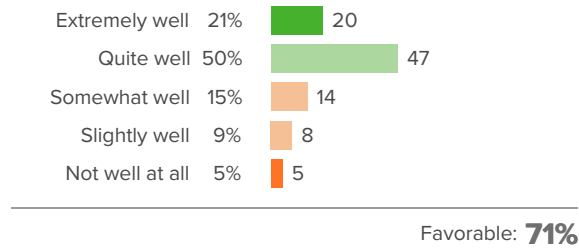
Q.1: How much of a sense of belonging does your child feel at his/her school?



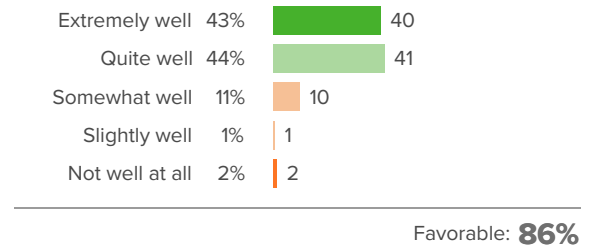
Q.2: How well do you feel your child's school is preparing him/her for his/her next academic year?



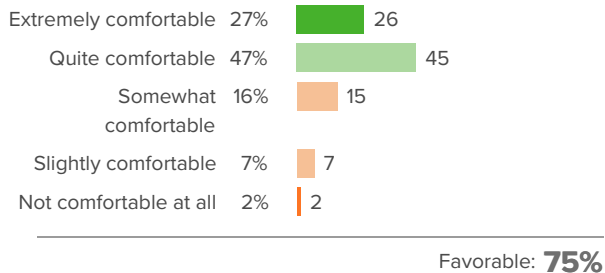
Q.3: How well do the activities offered at your child's school match his/her interests?



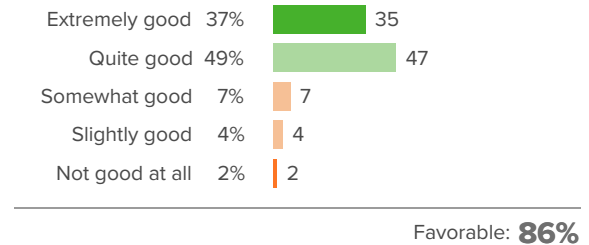
Q.4: At your child's school, how well does the overall approach to discipline work for your child?



Q.5: How comfortable is your child in asking for help from school adults?

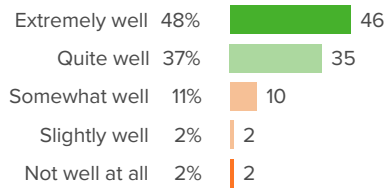


Q.6: Given your child's cultural background, how good a fit is his/her school?





Q.7: How well do the teaching styles of your child's teachers match your child's learning style?



Favorable: **85%**