



Stratford

Student Distance Learning and Well-Being/SEL Survey 3-5
Spring 2020



Report created by
Panorama Education



Summary

Topic Description	Results
Distance Learning Environment	82%
Social Support	79%

609 responses



Distance Learning Environment

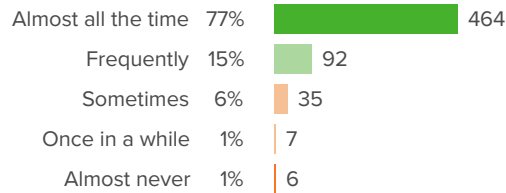
Your average

82%

609 responses

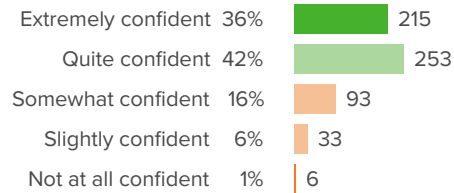
How did people respond?

Q.1: How often are you able to access your schoolwork that is online?



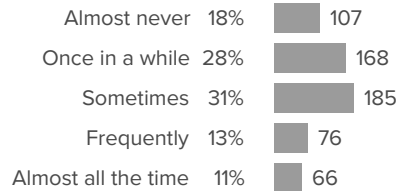
Favorable: **92%**

Q.2: How confident are you that you can complete your assigned schoolwork this month?

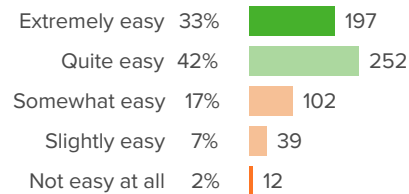


Favorable: **78%**

Q.3: How often does an adult at home help you complete school assignments?



Q.4: How easy is it for you to use the distance learning tools your school provided (Video calls, Google sites, learning applications, etc.)?



Favorable: **75%**



Social Support

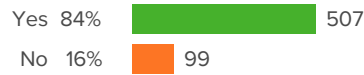
Your average

79%

609 responses

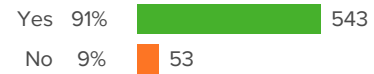
How did people respond?

Q.1: Do you have a teacher or other adult from school whom you can count on to help you, no matter what?



Favorable: **84%**

Q.2: Do you have a family member or other adult outside of school whom you can count on to help you, no matter what?



Favorable: **91%**

Q.3: Do you have a friend from school whom you can count on to help you, no matter what?



Favorable: **63%**