



Stratford

Student Distance Learning and Well-Being/SEL Survey 6-12
Spring 2020



Report created by
Panorama Education



Summary

Topic Description	Results
Back To School	61%
Distance Learning Environment	78%
Social Support	81%

1,352 responses



Back To School

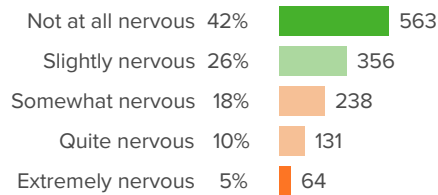
Your average

61%

1,352 responses

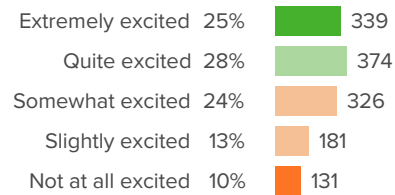
How did people respond?

Q.1: How nervous are you feeling about going back to in-person school?



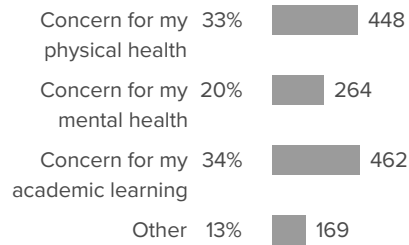
Favorable: **68%**

Q.2: How excited are you feeling about going back to in-person school?

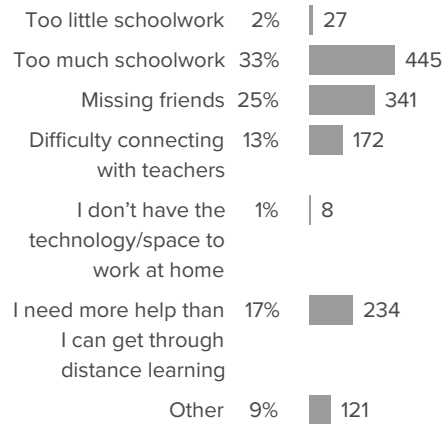


Favorable: **53%**

Q.3: What is your most important concern with returning to in-person school?



Q.4: What is your most important concern if distance learning continues?





Distance Learning Environment

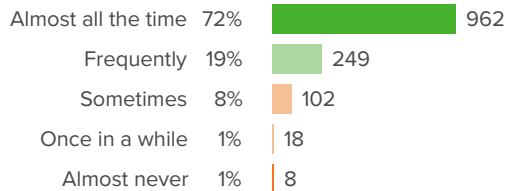
Your average

78%

1,352 responses

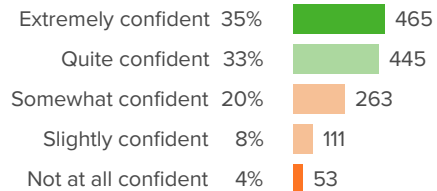
How did people respond?

Q.1: How often are you able to access your schoolwork that is online?



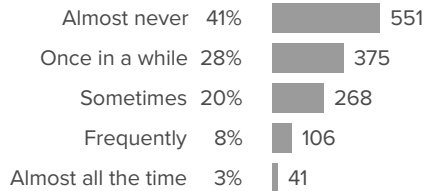
Favorable: **90%**

Q.2: How confident are you that you can complete your assigned schoolwork this month?

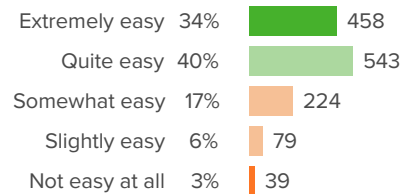


Favorable: **68%**

Q.3: How often does an adult at home help you complete school assignments?



Q.4: How easy is it for you to use the distance learning tools your school provided (Video calls, Google sites, learning applications, etc.)?



Favorable: **75%**



Social Support

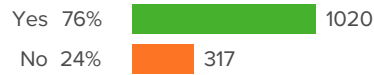
Your average

81%

1,352 responses

How did people respond?

Q.1: Do you have a teacher or other adult from school whom you can count on to help you, no matter what?



Favorable: **76%**

Q.2: Do you have a family member or other adult outside of school whom you can count on to help you, no matter what?



Favorable: **85%**